


- WORD LIST**
- Colour these words Green
 - Grass
 - Nature
 - Garden
 - Worm
 - Soil
 - Colour these words Brown
 - Yard
 - Compost
 - Colour these words Blue
 - Water
 - Nutrients
 - Colour this word Red
 - Pesticide

D	A	N	D	E	L	I	O	S	P	T	I	D	E
P	N	S	G	B	W	D	R	R	E	U	E	W	M
E	N	S	H	A	C	D	W	P	S	M	G	E	F
S	A	U	T	Z	V	Y	O	E	S	E	T	E	O
Y	N	M	M	R	I	W	I	E	E	R	I	N	S
M	L	E	T	L	N	O	N	E	R	E	C	S	F
F	G	M	M	X	K	E	K	L	U	R	I	S	S
O	R	E	R	J	P	S	J	O	T	E	D	S	S
R	W	P	R	M	P	E	M	A	S	E	M	N	G
D	A	S	W	D	P	O	D	I	E	N	O	S	A
S	A	U	M	R	J	E	M	L	T	E	I	S	S
Y	N	M	T	Z	V	Y	O	E	S	M	G	E	O
M	L	E	M	R	I	W	I	E	R	E	C	S	F
F	G	M	M	X	K	E	K	L	U	R	I	S	S
O	R	E	R	J	P	S	J	O	T	E	D	S	S
R	W	P	R	M	P	E	M	A	S	E	M	N	G
D	A	S	W	D	P	O	D	I	E	N	O	S	A
S	A	U	M	R	J	E	M	L	T	E	I	S	S

WORD FIND
Find and circle each word from the Word List in the puzzle below. Cross out each word in the list below as you find it. You will need to look across, up, down and diagonally to find all of the words. Good luck!



RESOURCE LIST ... for Kids!

- Celebrating Earth Day - by Janet McDonnell
- Cliffords Spring Clean-Up - by NormanBridwell
- Where Does the Garbage Go? - by Paul Showers
- Earth Book for Kids - Activities to Help Heal the Environment -by Linda Schwartz
- Worms Eat My Garbage - by Mary Appelhof
- Squiggly Wiggly - by Price Stearn Publishers
- Recycle Handbook for Kids - by Gail Gibbons
- The Canadian Junior Green Guide - by Teri Degier and Pollution Probe
- The Jumbo Book of Nature Science - by Pamela Hickman and the Federation of Ontario Naturalists
- Earth Friendly Outdoor Fun - by George Pffifner
- The Kids-Can-Press-Jumbo Book of Gardening - by Karyn Morris
- Owl and Chickadee Magazines




KIDS ACTIVITY PAGES

Pesticide
Free
Naturally



COLOUR AND LABEL THE PARTS OF THE DANDELION



DEFINITION

Pesticide - any substance that kills organisms that people do not want

DID YOU KNOW

Insecticides (kills bugs), herbicides (kills weeds), fungicides (kills fungi), and rodenticides (kills rodents) are all PESTICIDES

MAKE YOUR OWN GRASSHEAD

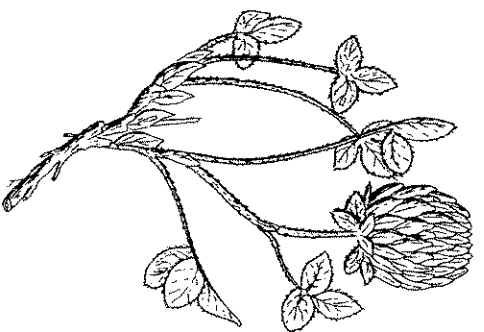
Ask an adult to help you make this really fun project!

MATERIALS: a nylon stocking, 1/4 - 1/2 cups of grass seed, 2-3 cups of sawdust, scissors, a container, water, fabric paint



DIRECTIONS:

- cut the nylon stocking 12 inches (30 cm) from the toe
- place the grass seed in the bottom of the stocking and the sawdust on top of the seed
- form the nylon stocking into the desired shape and tie a knot in the top, cut off extra
- decorate your grasshead with fabric paints
- place the grasshead, grass seed side down, into a container of water until thoroughly soaked
- turn right side up and place in a container with a small amount of water
- keep the grasshead moist and watch it grow green hair in just a few days!!



You can use both of these flowers to make beautiful bracelets and necklaces. Ask an adult first to make sure they have not been sprayed with chemicals.



DID YOU KNOW?

The common earthworm is known as Lumbricus terrestris. Earthworms eat their way through the soil. These tunnels allow air and water to reach deeper into the ground. There can be up to 400 worms per square metre. Worms are food for many birds and animals.



BACKYARD SCAVENGER HUNT

Can you find the following things in your backyard?

CHECK OFF ALL THE ITEMS YOU CAN FIND!

- Earthworm
- Dandelion fork - for removing weeds from your lawn
- Four-leaf clover
- Compost bin
- Marigolds - to discourage undesirable insects
- Pesticide-free lawn sign
- Rain barrel
- Bird houses or bat houses
- Groundcover other than grass
- Flowers and plants native to your area
- Neighbour with a pesticide-free lawn sign
- Toad

FACT

Pesticides can be found in parks, school grounds and in many other areas. Check with an adult before picking or using any wildflowers.

EARTHWORM MAZE

Please help the little earthworm finds its way safely back home. Watch out for danger along the way!

